

WINGITS®

MASTER Anchor™


World's Strongest Fastener®

Model:
MAW

Part Numbers:

MAW35
Plastic Anchor with 3.5" Stainless Steel Screw

AS EASY AS ...



Features:

- Rated up to 300lb (in shear)
- NEVER Loosens
- Water Resistant & Fire Retardant
- Patented Worldwide
- Handles Vector and Vibratory Forces

*****INSTALLING TVs*** - Only for Low-Profile/Tilting Mounts
(Not Full Motion Mounts)**

MECHANICAL DATA
Height (face plate): 1" (25mm) Length (face plate): 1" (25mm) Depth: 3.5" (88.9mm)
COMPOSITION
Structural Plastic with 3.5" Stainless Steel Screw
INSTALLATION
WINGITS® MAW35 Fasteners are designed for hollow-wall construction for wall substrates up to 1.2" thick.

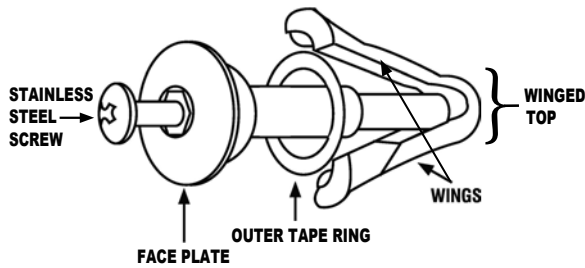


Industrial Grade Carbide Drill Bit

- MAW35 installs quickly and easily with the APACHE200 (WA200GT34)
- Drills holes through ceramic wall tiles in seconds - use cordless drill
- Designed for ceramic, marble & plaster

Installation Instructions

MAW35




Note - Strength is in Shear

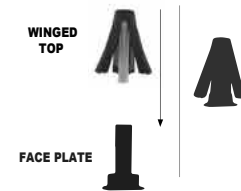
Strength and stability are greatly affected by projection off—and length of interaction with—the wall surface. For guidance, call us at 877.894.6448. WINGITS® are designed to be used in vertical walls only.

DO NOT USE IN CEILINGS.

1. For watertight application remove OUTER RINGS and stick onto FACE PLATES



2. Find flat, secure surface. Using your palm, "pop" WINGED TOP into FACE PLATE



3. Extend WINGIT to full length



4. Compress WINGS and insert WINGIT such that wing tips appear flush with wall surface



5. "Pop" WINGIT through wall



6. Secure WINGIT and Accessory with the enclosed 3.5" Stainless Steel Screw



View Installation Videos at: www.wingits.com

Toll Free: 877-894-6448 www.wingits.com sales@wingits.com