

# WINGITS® CONTOUR™ RECTANGULAR

## 5' Curved Shower Rod

**Model:**  
**WCONREC**

**GEN 3 - SIMPLY THE BEST CURVED SHOWER ROD EVER!**

**Our newest and strongest shower rod**

**Part Numbers:**

**WCONRECPS5NC**

5' Curved Shower Rod  
Polished Finish

**WCONRECSN5NC**

5' Curved Shower Rod  
Satin Finish

**WCONRECPS5REN**

5' Curved Shower Rod  
Polished Finish  
(Includes **WingIts®** Fasteners)

**WCONRECSN5REN**

5' Curved Shower Rod  
Satin Finish  
(Includes **WingIts®** Fasteners)



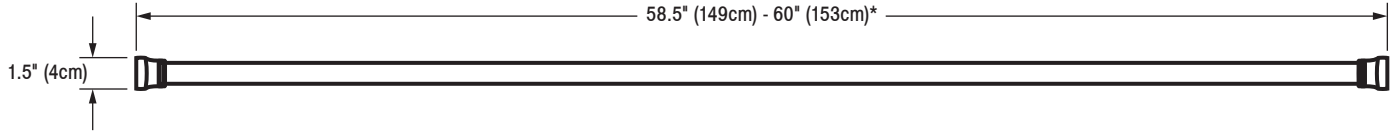
**World's Strongest Shower Rod™**

- No unsightly joints or hinges. Just clean, flowing lines.
- Hidden multi-vector interlock; keeps the rod from sagging. Guaranteed.
- Structure, durability, and ease of use for all curtain types.
- The simplest installation of all curved rods.
- Can install in drywall with **WingIts®** Fasteners (included in some models).
- Maintenance free. No exposed 'hinge' to clean or re-tighten.

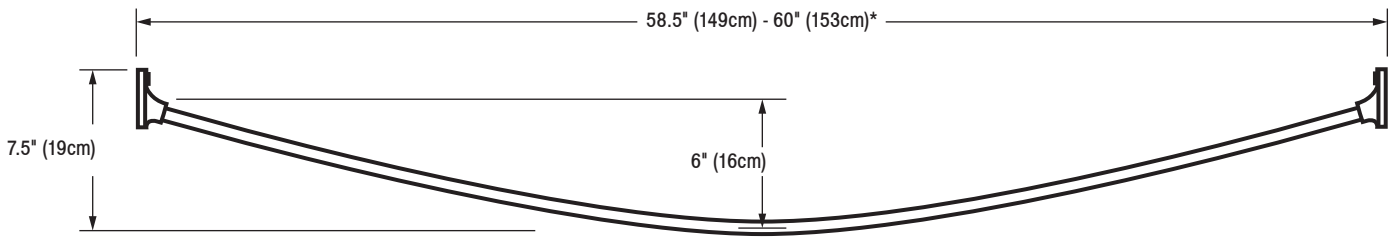
<b>MECHANICAL DATA</b>
<p><b>Height:</b> 1.5" (4cm)  <b>Width:</b> Adjusts from 58.5" (149cm) to 60" (153cm) without modifying tube.  <b>Projection:</b> Rod projects 6" (16cm)  <b>Rod Dimensions:</b> Rod is 0.5" (1.3cm) thick, 1" (2.5cm) tall.  <b>Weight:</b> 2 lbs (0.91kg)</p>
<b>PRODUCT COMPOSITION</b>
<p><b>Tubing:</b> 22 gauge stainless steel.    <b>Bracket:</b> Chrome plated zinc.</p>
<b>MODALITY</b>
<p><b>Use:</b> Shower wall installation.</p>
<b>INSTALLATION</b>
<p><b>NC Part Number:</b> CONTOUR™ RECTANGULAR Curved Shower Rods with "NC" part number <b>must be installed into adequate structural blocking or with optional WINGITS® Fasteners.</b></p> <p><b>REN Part Number:</b> CONTOUR™ RECTANGULAR Curved Shower Rods with "REN" part number include <b>WingIts®</b> Hollow Wall Anchors.</p>
<b>RECOMMENDED INTEGRATION</b>
<p>For hollow wall construction, it is recommended that <b>WingIts®</b> Hollow Wall Anchors are used with this product.</p>

# WINGITS®

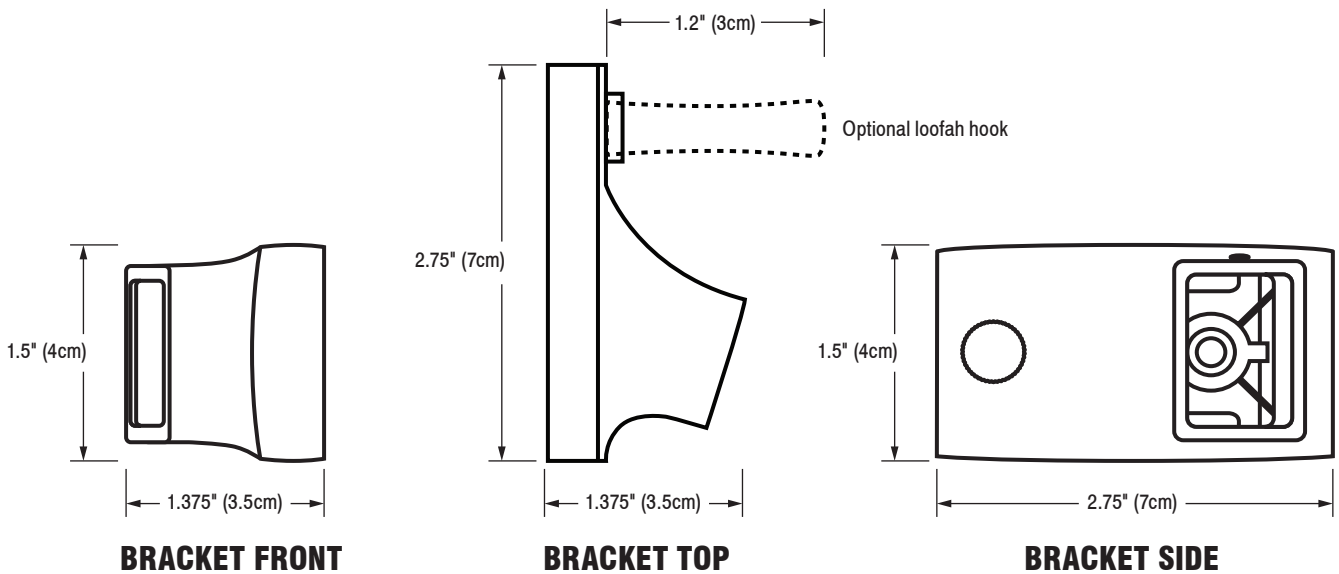
**FRONT**







**TOP**






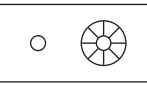

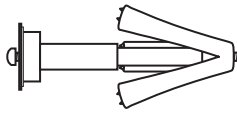
\*Rod can be cut if further modification is needed



**NC KIT INCLUDED HARDWARE**

-  Plastic Anchor x 2
-  Allen Wrench x 1
-  Set Screw x 2
-  S/S Screw for Blocking x 4

**REN KIT INCLUDED HARDWARE**

-  Allen Wrench x 1
-  Set Screw x 2
-  S/S Screw for Blocking x 4
-  Waterproof Adhesive Template x 2
-  Plastic Anchor x 2
-  WingIts® Master Anchor™ Standard Hollow Wall Anchor (MAW35) x 2