

# WINGITS®

# INFINITE Squared™

## Square Flange Grab Bar with Square Tubing

### Model: WGB5ITSQ

#### Part Numbers:

<b>WGB5ITSQPS6</b> 6" Polished Finish	<b>WGB5ITSQSN6</b> 6" Satin Finish
<b>WGB5ITSQPS8</b> 8" Polished Finish	<b>WGB5ITSQSN8</b> 8" Satin Finish
<b>WGB5ITSQPS12</b> 12" Polished Finish	<b>WGB5ITSQSN12</b> 12" Satin Finish
<b>WGB5ITSQPS16</b> 16" Polished Finish	<b>WGB5ITSQSN16</b> 16" Satin Finish
<b>WGB5ITSQPS18</b> 18" Polished Finish	<b>WGB5ITSQSN18</b> 18" Satin Finish
<b>WGB5ITSQPS24</b> 24" Polished Finish	<b>WGB5ITSQSN24</b> 24" Satin Finish
<b>WGB5ITSQPS30</b> 30" Polished Finish	<b>WGB5ITSQSN30</b> 30" Satin Finish
<b>WGB5ITSQPS32</b> 32" Polished Finish	<b>WGB5ITSQSN32</b> 32" Satin Finish
<b>WGB5ITSQPS36</b> 36" Polished Finish	<b>WGB5ITSQSN36</b> 36" Satin Finish
<b>WGB5ITSQPS42</b> 42" Polished Finish	<b>WGB5ITSQSN42</b> 42" Satin Finish
<b>WGB5ITSQPS48</b> 48" Polished Finish	<b>WGB5ITSQSN48</b> 48" Satin Finish
<b>WGB5ITSQPS54*</b> 54" Polished Finish	<b>WGB5ITSQSN54*</b> 54" Satin Finish
<b>WGB5ITSQPS60*</b> 60" Polished Finish	<b>WGB5ITSQSN60*</b> 60" Satin Finish

\*Grab Bars include center support.



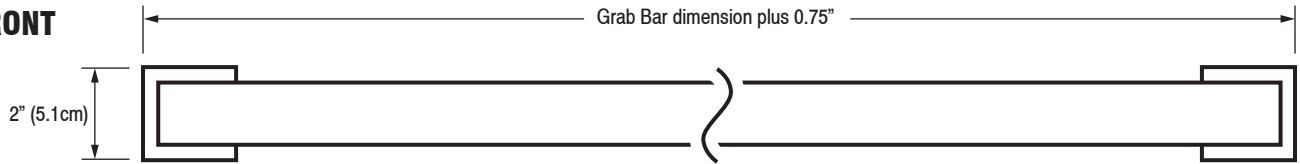
Contemporary design combines with a fully HeliArc welded construction, resulting in a Grab Bar with:

- Structural Stainless Steel
- Beauty-Functionality-Durability
- No lines for dirt to collect - maintenance free
- Unparalleled strength

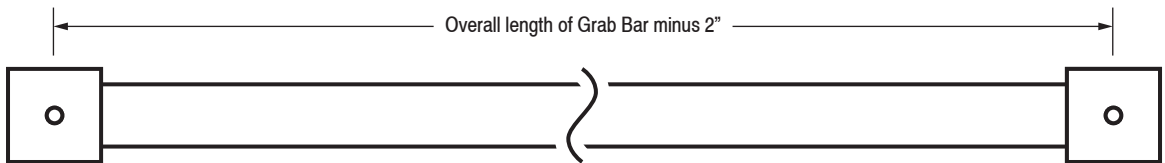
<b>MECHANICAL DATA</b>
<p><b>Height:</b> 2" (5.1cm)  <b>Length:</b> See product part number for length. Complete length of Grab Bar is usable surface.  <b>Projection:</b> 2.75" (7cm)  <b>Diameter:</b> 1.25" (3.2cm)</p>
<b>PRODUCT COMPOSITION</b>
Entire product is 18/8 (304) stainless steel. Caps and pins are HeliArc welded to 18 gauge tube.
<b>MODALITY</b>
<b>Use:</b> Wall Installation. <b>Load Capability:</b> 800 lbs. (362.9kg) when properly installed.
<b>INSTALLATION</b>
<b>WingIts® INFINITE Squared™</b> Structural Stainless Steel Grab Bars are designed to hold live loads and <b>must be installed into adequate structural blocking</b> or with <b>WingIts® Grab Bar Fasteners (GBWME40)</b> .
<b>CERTIFICATIONS</b>
<b>WingIts® INFINITE Squared™</b> Structural Stainless Steel Grab Bars meet or exceed the applicable requirements of all building codes, ADA criteria, 2010 ADAAG and 2009 ANSI standards.
<b>RECOMMENDED INTEGRATION</b>
For hollow wall construction, it is recommended that <b>WingIts® Grab Bar Fasteners (GBWME40)</b> are used with this product. See Fastener instructions for applications.

# WINGITS®

**FRONT**

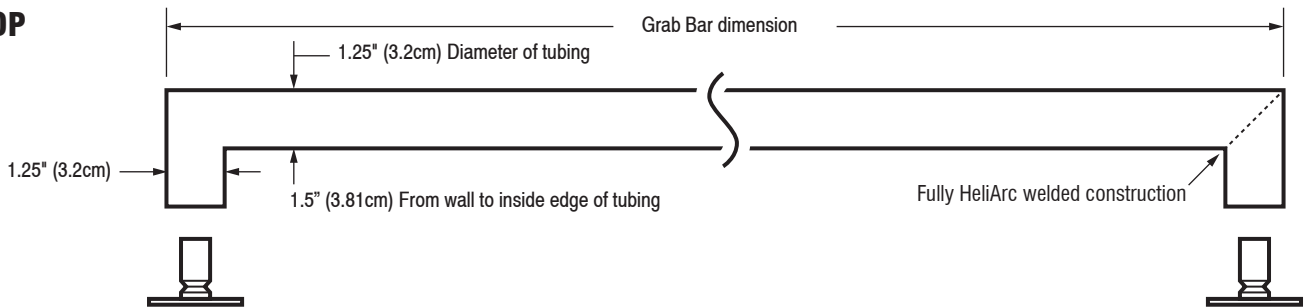


**BACK**

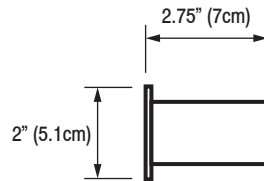


To determine the installation points of the Grab Bar, DEDUCT 1.25" from the Grab Bar length.  
e.g., A 24" Grab Bar has mount holes at 22.75".

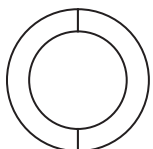
**TOP**



**SIDE**




**INCLUDED HARDWARE**



3M® Waterproof ME Tape x 2



S/S Screw for Blocking x 2



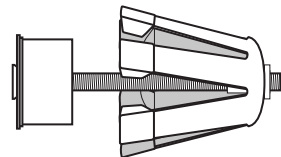
Allen Wrench x 1



Set Screw x 2

**OPTIONAL HARDWARE**

(Sold Separately)



WingIts® INFINITE Squared™  
Grab Bar Fasteners (GBWME40) x 2