

WINGITS® MODERN Elegance™

Stainless Steel Glass Shelf

Model: WMEGLSF

Part Numbers:

WMEGLSFPS18 **WMEGLSFSN18**
 18" Glass Shelf 18" Glass Shelf
 Polished Finish Satin Finish

WMEGLSFPS18 **WMEGLSFSN18**
 24" Glass Shelf 24" Glass Shelf
 Polished Finish Satin Finish



Contemporary design combines with **PATENTED** BridgeBind™ Technology resulting in a Towel Bar with:

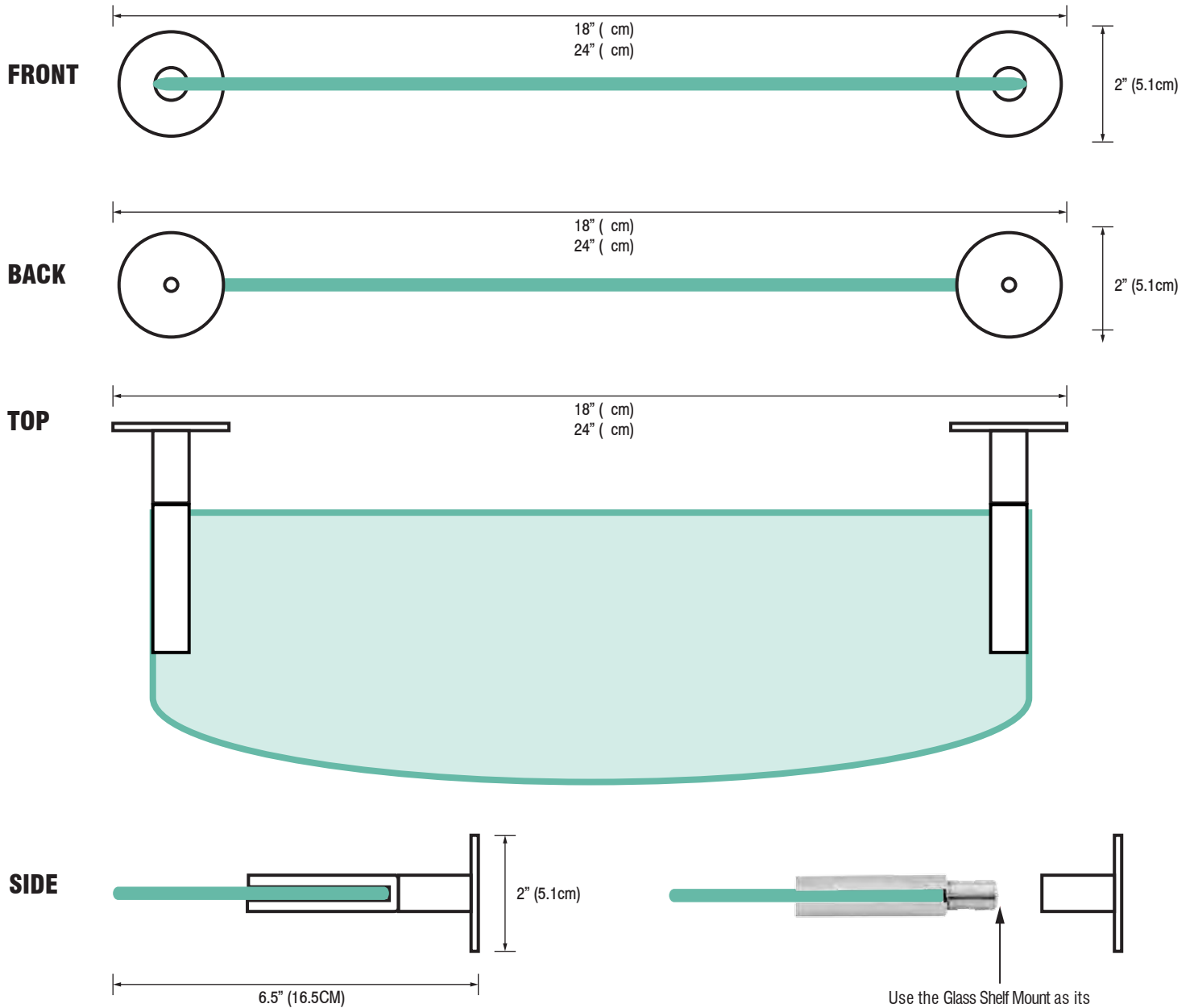
- Structural Stainless Steel
- Beauty-Functionality-Durability
- No lines for dirt to collect - maintenance free
- Unparalleled strength

BridgeBind™ Technology is the result of drilling a hole completely through stainless steel tubing, inserting a solid stainless steel pin, and HeliArc welding the pin to the far point of the tube; solidifying the pin and tube into one piece. Creating the ultimate structural bond.

MECHANICAL DATA
Height: 2" (5.1cm) Length: See product part number for length. Projection: 6.5" (16.5CM)
PRODUCT COMPOSITION
Entire product is Tempered Glass with 18/8 (304) stainless steel stand-offs.
MODALITY
Use: Wall Installation.
INSTALLATION
WingIts® MODERN Elegance™ Glass Shelves are designed to be installed into adequate structural blocking.
RECOMMENDED INTEGRATION
For the strongest possible installation, it is recommended that WingIts® Master Anchor for MODERN Elegance™ Bath Accessories (MAWME35) is used with this product.

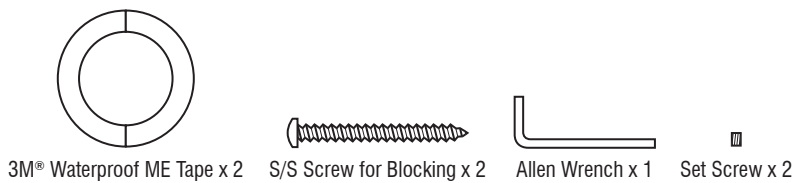
WMEGLSF(PS)(SN)(18)(24)_SpecSheet_20141017

WINGITS®



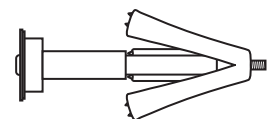
Use the Glass Shelf Mount as its own template. Put pin to wall to mark drilling location.

INCLUDED HARDWARE



OPTIONAL HARDWARE

(Sold Separately)



WingIts® Master Anchor for MODERN Elegance™
 Bath Accessories (MAWME35) x 2