

WINGITS®

BOLD Elegance™ Stainless Steel Towel Bar

Model:
WMEBTB


Part Numbers:

WMEBTBPS6 6" Polished Finish	WMEBTBSN6 6" Satin Finish
WMEBTBPS12 12" Polished Finish	WMEBTBSN12 12" Satin Finish
WMEBTBPS18 18" Polished Finish	WMEBTBSN18 18" Satin Finish
WMEBTBPS24 24" Polished Finish	WMEBTBSN24 24" Satin Finish
WMEBTBPS30 30" Polished Finish	WMEBTBSN30 30" Satin Finish
WMEBTBPS36 36" Polished Finish	WMEBTBSN36 36" Satin Finish



Features:

- Modern design combined with **PATENTED** BridgeBind™ Manufacturing creates the ultimate in bath accessories
- No Lines for Dirt to Collect - Maintenance Free
- Hand Polished Stainless Steel
- New Dual-Step Design Brings **Boldness** and Adds Class to Any Setting



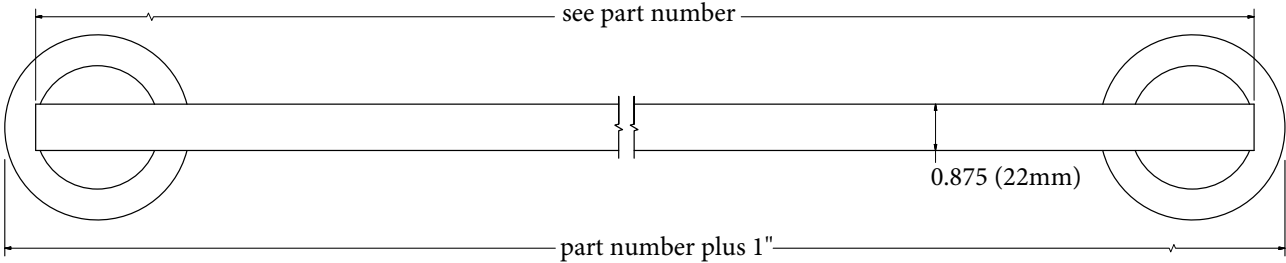
MECHANICAL DATA
Length: see part number Height: 3" (76mm) Depth: 3" (76mm) Tube Diameter: 0.875" (22mm)
COMPOSITION
18-8 (304) Stainless Steel
INSTALLATION
Includes Stainless Steel Screws to Install into Adequate Structural Blocking . Includes 3M® VHB Waterproof Tape. Can Be Installed with WINGITS® Fasteners when blocking is not available.
RECOMMENDED INTEGRATION
Install into Adequate Structural Blocking or with WINGITS® Fasteners. WINGITS® BOLD™ design is available in all Bath Accessories.

PATENTED
BridgeBind™ Technology

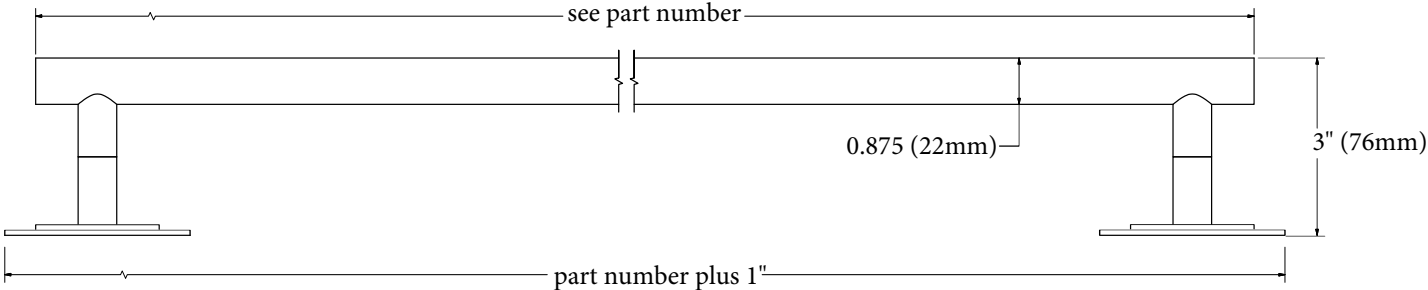


A steel dowel is expertly embedded in a stainless steel tube then arc welded to the tube's far side for the perfect structural synthesis

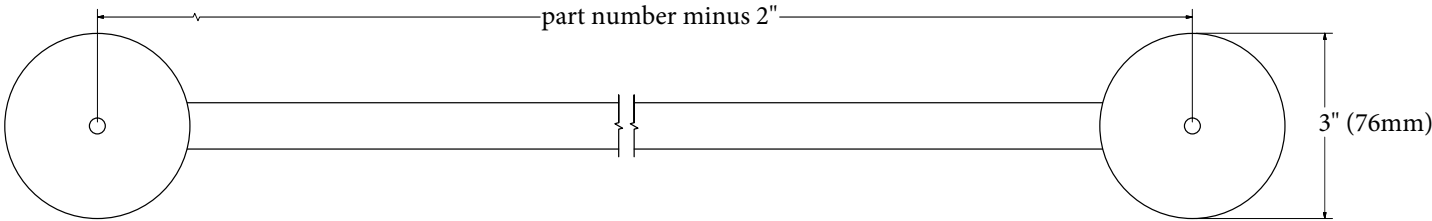
Front



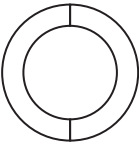
Top



Back



Included Hardware



3M[®] Waterproof Tape (2)



2.5" S/S Screw (2)

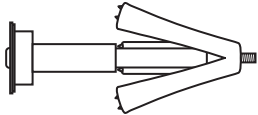


Allen Wrench (1)



Set Screw (2)

**Optional Hardware
(Sold Separately)**



WINGITS[®] MASTER Anchor™ (MAW35)
(2)