

# WINGITS®

## MODERN Elegance™

### Glass Shelf

Model:

# WMEGLSF


#### Part Numbers:

WMEGLSFPS18      WMEGLSFSN18  
18" Polished Standoffs      18" Satin Standoffs

WMEGLSFPS24      WMEGLSFSN24  
24" Polished Standoffs      24" Satin Standoffs



Includes World's Strongest Fastener®



#### Features:

- Modern design combined with **PATENTED** BridgeBind™ Manufacturing creates the ultimate in bath accessories
- No Lines for Dirt to Collect - Maintenance Free
- Hand Polished Stainless Steel Standoffs

#### MECHANICAL DATA

Length: 18.125 (460mm)

Height: 2" (51mm)

Depth: 6.5" (165mm)

#### COMPOSITION

Tempered Glass with 18-8 (304) Stainless Steel Standoffs

#### INSTALLATION

Includes Stainless Steel Screws to Install into **Adequate Structural Blocking**.

Includes 3M® VHB Waterproof Tape.

Can Be Installed with WINGITS® Fasteners when blocking is not available.

#### RECOMMENDED INTEGRATION

Install into **Adequate Structural Blocking** or with WINGITS® Fasteners.

WINGITS® MODERN™ design is available in all Bath Accessories.

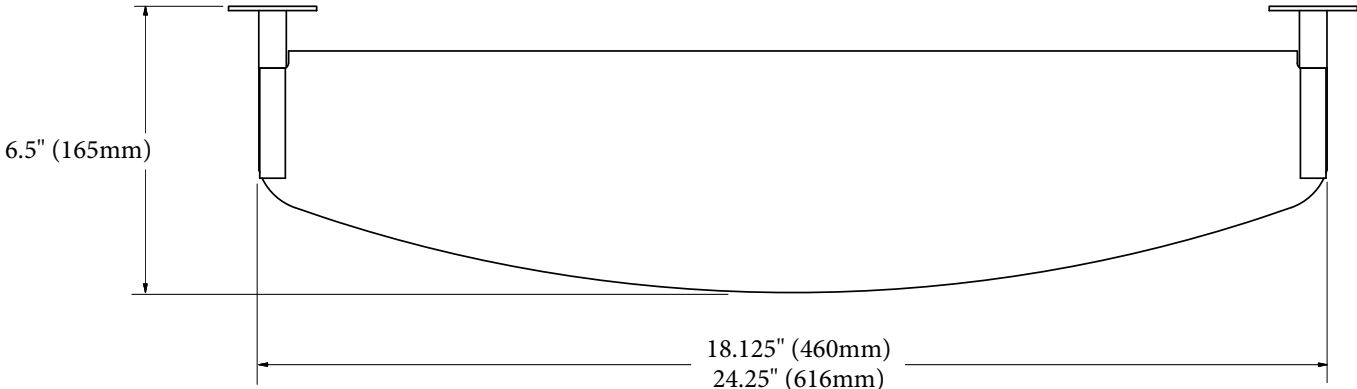
PATENTED

### BridgeBind™ Technology

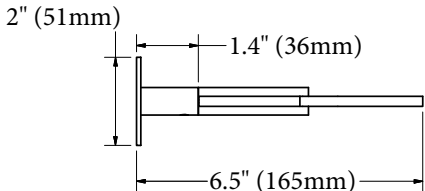


A steel dowel is expertly embedded in a stainless steel tube then arc welded to the tube's far side for the perfect structural synthesis

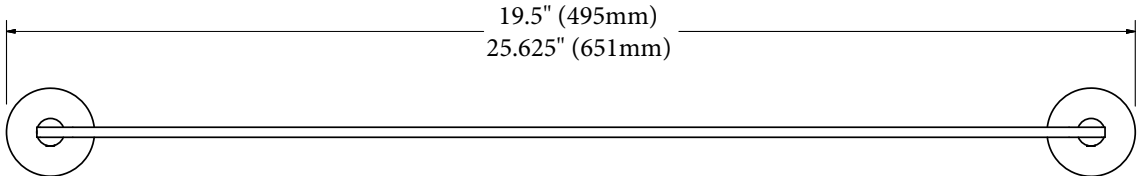
**Top**



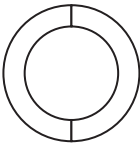



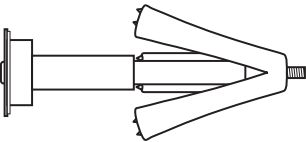
**Side**



**Front**



**Included Hardware**

-   
3M<sup>®</sup> Waterproof Tape (2)
-   
2.5" S/S Screw (2)
-   
Allen Wrench (1)
-   
Set Screw (2)
-   
WINGITS<sup>®</sup> MASTER Anchor (MAW35)  
(2)