

WINGITS®

MODERN Elegance™

Stainless Steel Towel Bar

Model:

WMETB

Part Numbers:

WMETBPS6 6" Polished Finish	WMETBSN6 6" Satin Finish
WMETBPS12 12" Polished Finish	WMETBSN12 12" Satin Finish
WMETBPS18 18" Polished Finish	WMETBSN18 18" Satin Finish
WMETBPS24 24" Polished Finish	WMETBSN24 24" Satin Finish
WMETBPS30 30" Polished Finish	WMETBSN30 30" Satin Finish
WMETBPS36 36" Polished Finish	WMETBSN36 36" Satin Finish



Features:

- Modern design combined with **PATENTED BridgeBind™** Manufacturing creates the ultimate in bath accessories
- No Lines for Dirt to Collect - Maintenance Free
- Hand Polished Stainless Steel



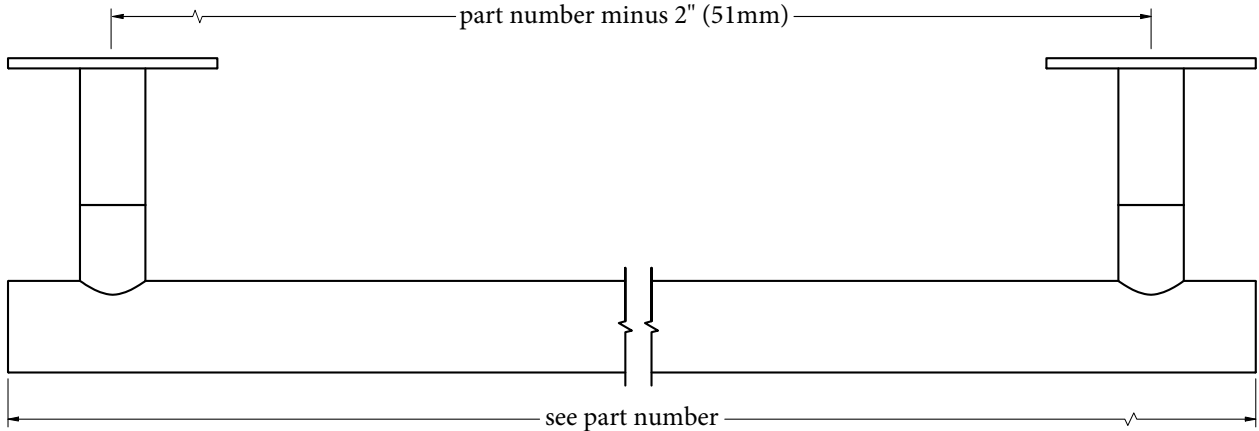
MECHANICAL DATA
Length: see part number Height: 2" (51mm) Depth: 3" (76mm) Tube Diameter: 0.875" (22mm)
COMPOSITION
18-8 (304) Stainless Steel
INSTALLATION
Includes Stainless Steel Screws to Install into Adequate Structural Blocking . Includes 3M® VHB Waterproof Tape. Can Be Installed with WINGITS® Fasteners when blocking is not available.
RECOMMENDED INTEGRATION
Install into Adequate Structural Blocking or with WINGITS® Fasteners. WINGITS® MODERN™ design is available in all Bath Accessories.

PATENTED
BridgeBind™ Technology

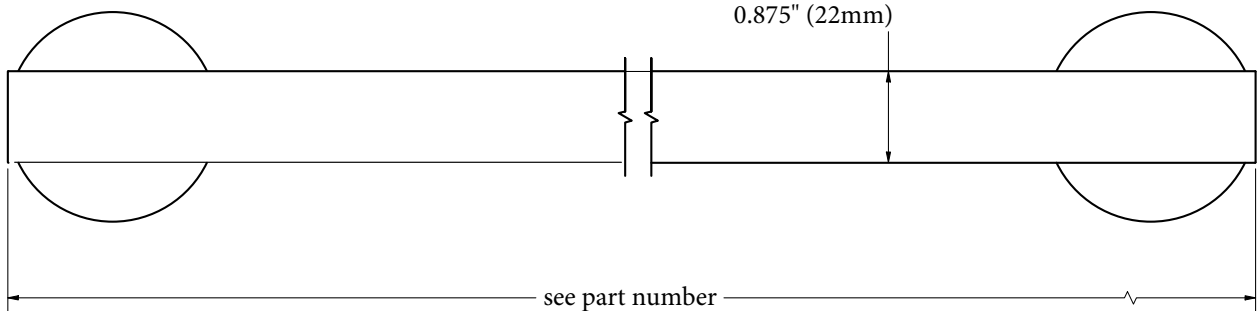


A steel dowel is expertly embedded in a stainless steel tube then arc welded to the tube's far side for the perfect structural synthesis

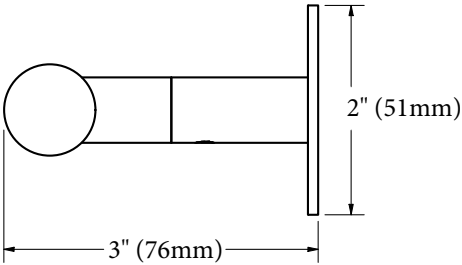
Top



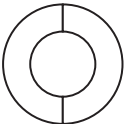



Front



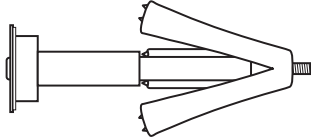
Side



Included Hardware

- 
3M[®] Waterproof Tape (2)
- 
2.5" S/S Screw (2)
- 
Allen Wrench (1)
- 
Set Screw (2)

**Optional Hardware
(Sold Separately)**

- 
WINGITS[®] MASTER Anchor (MAW35)
(2)