

WINGITS®

MODERN Transitional™



Stainless Steel Towel Bar

Model:

WMTTB

Part Numbers:

WMTTBPS6 6" Polished Finish	WMTTBSN6 6" Satin Finish
WMTTBPS12 12" Polished Finish	WMTTBSN12 12" Satin Finish
WMTTBPS18 18" Polished Finish	WMTTBSN18 18" Satin Finish
WMTTBPS24 24" Polished Finish	WMTTBSN24 24" Satin Finish
WMTTBPS30 30" Polished Finish	WMTTBSN30 30" Satin Finish
WMTTBPS36 36" Polished Finish	WMTTBSN36 36" Satin Finish



PATENTED
BridgeBind™ Technology



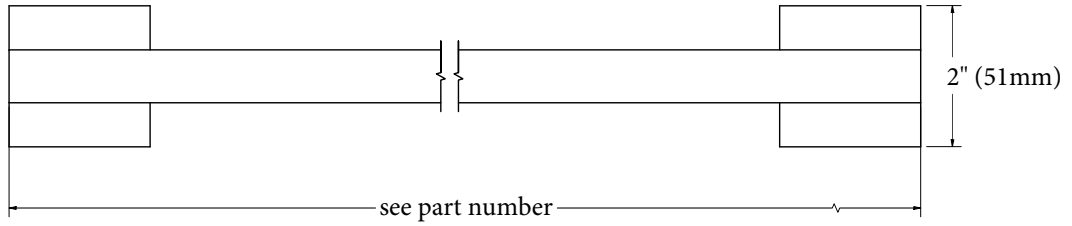
A steel dowel is expertly embedded in a stainless steel tube then arc welded to the tube's far side for the perfect structural synthesis

Features:

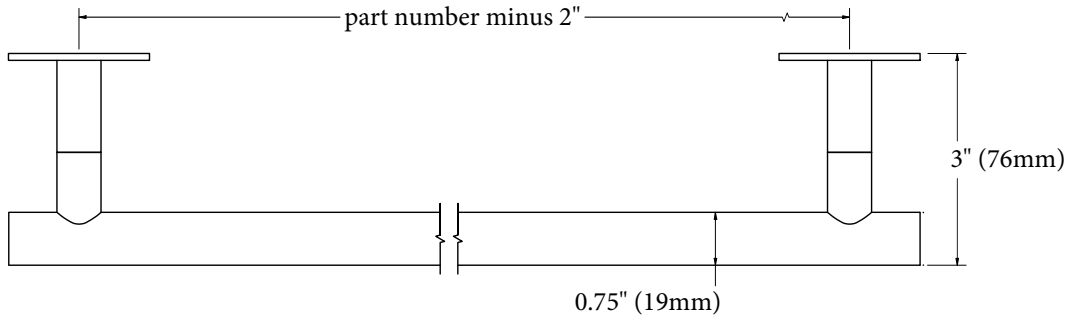
- Modern design combined with **PATENTED** BridgeBind™ Manufacturing creates the ultimate in bath accessories
- No Lines for Dirt to Collect - Maintenance Free
- Hand Polished Stainless Steel

MECHANICAL DATA
Length: see part number Height: 2" (51mm) Depth: 3" (76mm) Tube Diameter: 0.75" (19mm)
COMPOSITION
18-8 (304) Stainless Steel
INSTALLATION
Includes Stainless Steel Screws to Install into Adequate Structural Blocking . Includes 3M® VHB Waterproof Tape. Can Be Installed with WINGITS® Fasteners when blocking is not available.
RECOMMENDED INTEGRATION
Install into Adequate Structural Blocking or with WINGITS® Fasteners. WINGITS® MODERN™ design is available in all Bath Accessories.

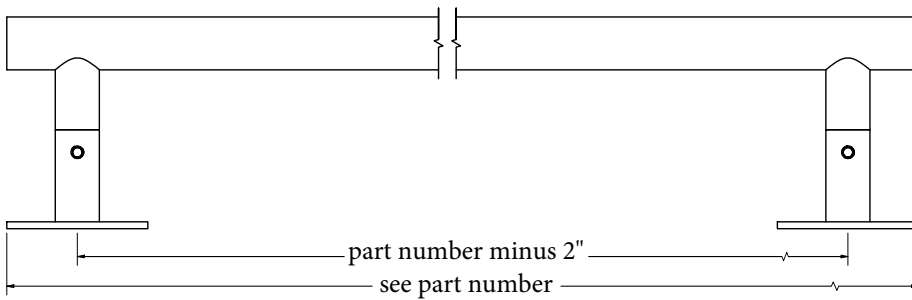
Front



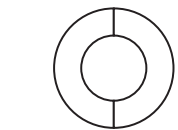
Top



Bottom




Included Hardware



3M[®] Waterproof Tape (2)



2.5" S/S Screw (2)

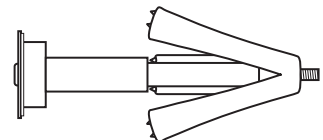


Allen Wrench (1)



Set Screw (2)

**Optional Hardware
(Sold Separately)**



WINGITS[®] MASTER Anchor (MAW35)
(2)