

# WINGITS®

## SHEER Squared™

### GRAND Stainless Steel Double Towel Bar

Model:

# WSSQGDTB

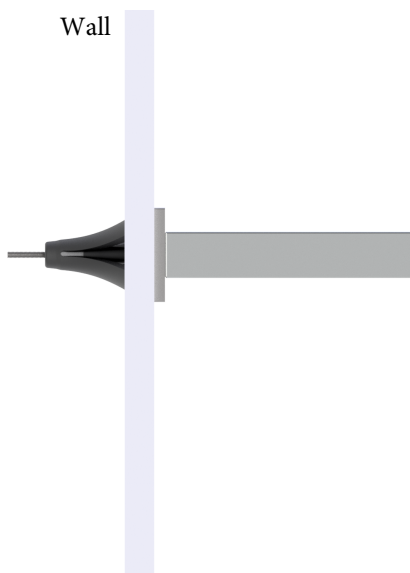
**Part Numbers:**

<b>WSSQGDTBPS12</b> 12" Polished Finish	<b>WSSQGDTBSN12</b> 12" Satin Finish
<b>WSSQGDTBPS18</b> 18" Polished Finish	<b>WSSQGDTBSN18</b> 18" Satin Finish
<b>WSSQGDTBPS24</b> 24" Polished Finish	<b>WSSQGDTBSN24</b> 24" Satin Finish



**Features:**

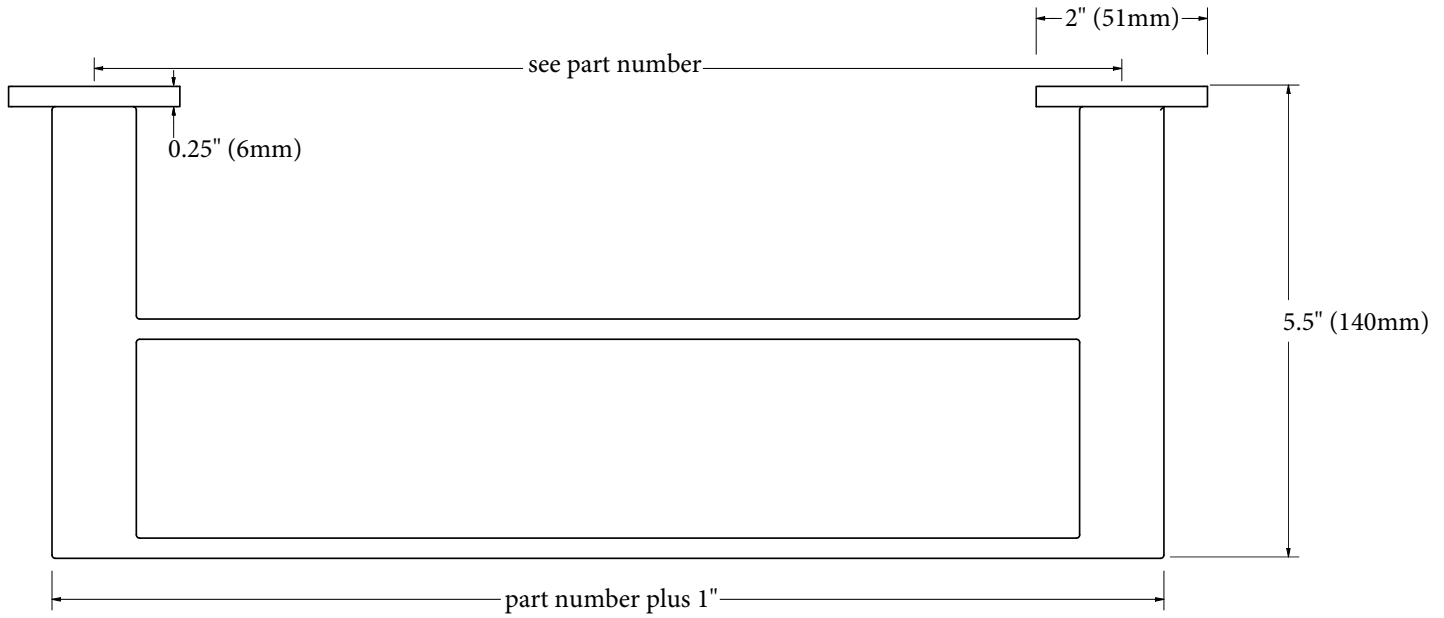
- SHEER Beauty, Functionality & Durability
- Substantial Form and Seamless Construction
- Offers a Minimal, SHEER Design
- Hand Polished 18-8 (304) Solid Stainless Steel Results in Consummate Aesthetics that are Unique and Captivating



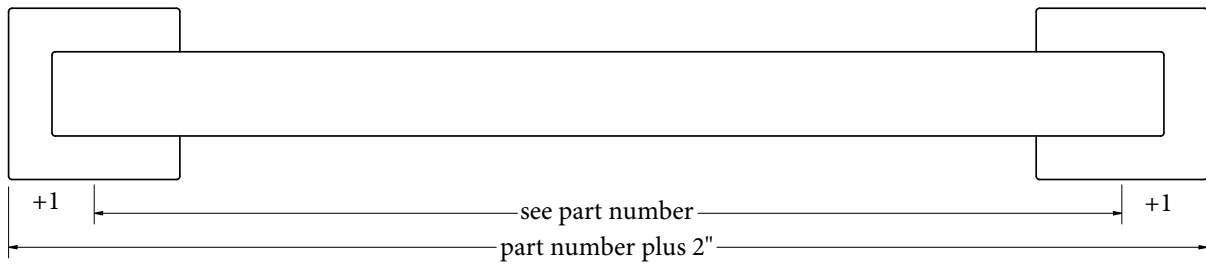
Installed with  
Optional WINGITS®  
Fasteners

<b>MECHANICAL DATA</b>
Length: see part number Depth: 5.5" (140mm) Bar Height: 1" (25mm)
<b>COMPOSITION</b>
18-8 (304) Stainless Steel
<b>INSTALLATION</b>
Includes Stainless Steel Screws to Install into <b>Adequate Structural Blocking</b> . Includes 3M® VHB Waterproof Tape. Can Be Installed with WINGITS® Fasteners when blocking is not available.
<b>RECOMMENDED INTEGRATION</b>
Install into <b>Adequate Structural Blocking</b> or with WINGITS® Fasteners. WINGITS® SHEER™ design is available in all Bath Accessories.

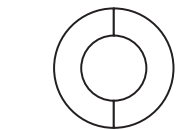
**Top**



**Front**




**Included Hardware**



3M<sup>®</sup> Waterproof Tape (2)



2.5" S/S Screw (2)

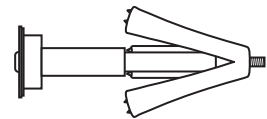


Allen Wrench (1)



Set Screw (2)

**Optional Hardware  
(Sold Separately)**



WINGITS<sup>®</sup> MASTER Anchor<sup>™</sup> (MAW45)  
(2)